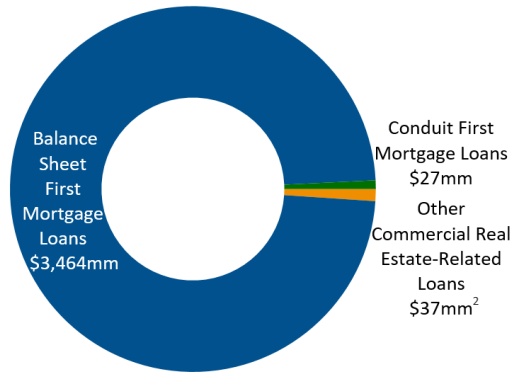


# DIVERSIFIED & GRANULAR SENIOR SECURED LOAN PORTFOLIO



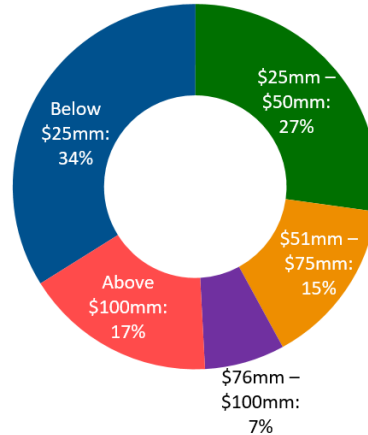
Disciplined lending approach with middle-market focus and national footprint

## Loan Type<sup>1</sup>



**\$3.5 billion total loan portfolio**

## Loan Size<sup>1</sup>

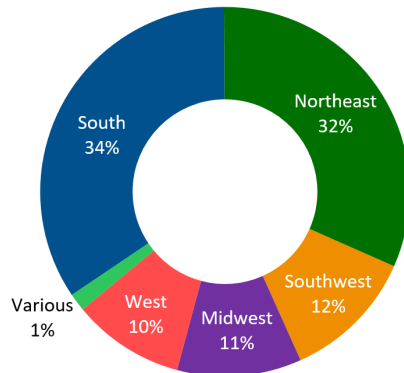


**Mid-market by choice – ~\$25 million avg. loan size**

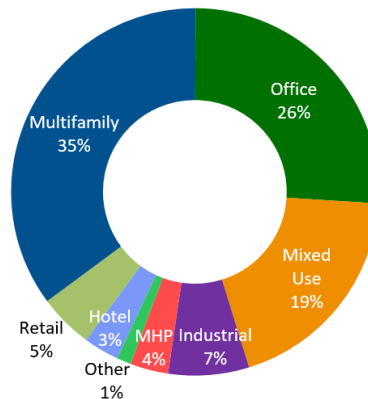
## Key Loan Portfolio Metrics

- ✓ **84% post-COVID** originations
- ✓ **99% senior secured** first mortgage loans
- ✓ **67% weighted-avg. LTV**
- ✓ **2.3-year weighted-avg. extended maturity**
- ✓ **~\$25 million average** loan size
- ✓ **Modest future funding commitments of \$272 million**
- ✓ **No construction loans**

## Geography



## Property Type



### Office loan portfolio key metrics:

- **16% of total assets**
- **76% post-COVID loans**
- **66% LTV**
- **69% Class A properties**
- **64% acquisition loans**
- **57% Sun Belt locations**

Note: As of 06/30/2023

1. Amounts in these charts shown before \$32.2 million CECL provision

2. Includes mezzanine and subordinate loans