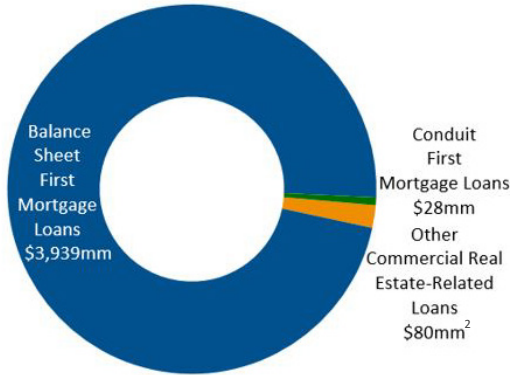


# DIVERSIFIED & GRANULAR SENIOR SECURED LOAN PORTFOLIO



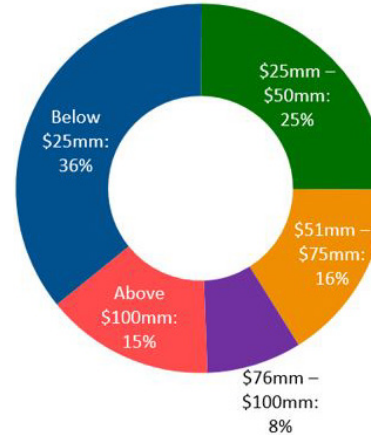
Disciplined lending approach with middle-market focus and national footprint

## Loan Type<sup>1</sup>



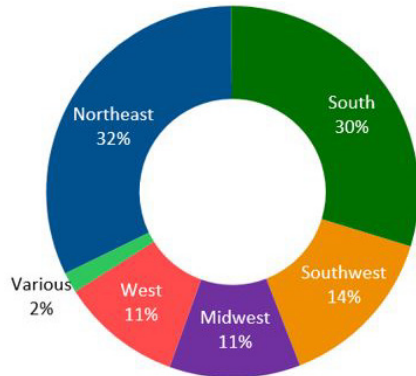
**\$4.0 billion total loan portfolio**

## Loan Size<sup>1</sup>

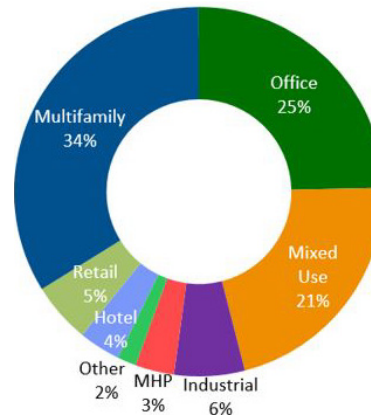


**Mid-market by choice – \$25 million avg. loan size**

## Geography



## Property Type



## Other Key Loan Portfolio Metrics

- ✓ **82% of loans on balance sheet comprised of post-COVID originations**
- ✓ **98% senior secured first mortgage loans**
- ✓ **68% weighted-average LTV on total loan portfolio**
- ✓ **~1.4-year weighted-average duration on balance sheet first mortgage loans**
- ✓ **Diversified, granular portfolio with ~\$25 million average loan size**
- ✓ **Focus on lightly-transitional loans**
- ✓ **No construction loans**
- ✓ **89% of balance sheet loans are floating-rate with interest rate floors**

Note: As of 09/30/2022

1. Amounts in these charts shown before \$18.5 million allowance for loan losses

2. Includes mezzanine and subordinate loans