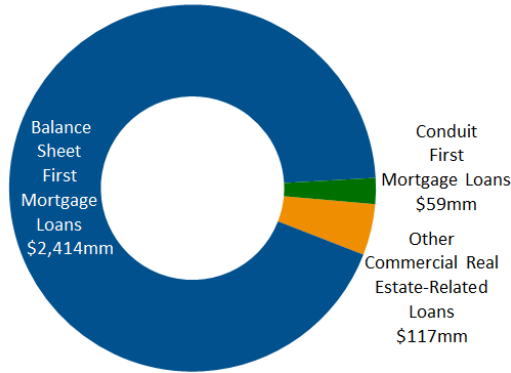


# DIVERSIFIED & GRANULAR SENIOR SECURED LOAN PORTFOLIO



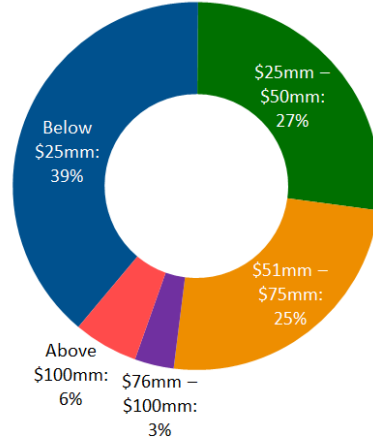
Disciplined lending approach with middle-market focus and national footprint

## Loan Type<sup>1</sup>



**\$2.6 billion total loan portfolio**

## Loan Size<sup>1</sup>

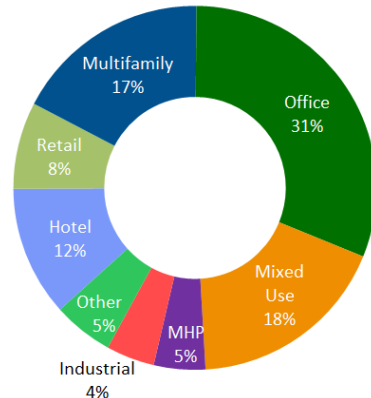


**Middle-market focus – \$21 million avg. loan size**

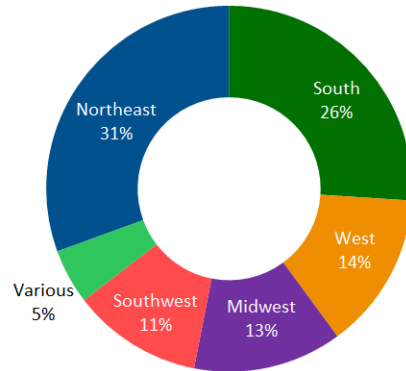
## Other Key Loan Portfolio Metrics

- ✓ **95% senior secured first mortgage loans**
- ✓ **68% weighted-average LTV on total loan portfolio**
- ✓ **1.9-year weighted-average duration on balance sheet first mortgage loans**
- ✓ **Lightly-transitional loans – only \$245 million of current future funding commitments (9% of total outstanding loan portfolio)**
- ✓ **100% of floating-rate loans have interest rate floors**
- ✓ **Only \$218 million of outstanding loan repo financing**
- ✓ **99% interest collections over the last twelve months**

## Property Type



## Geography



Note: As of 06/30/2021

1. Amounts in these charts shown before \$35.9 million allowance for loan losses
2. Includes mezzanine and subordinate loans